

# Bench Series 1000-9000



- Seat consists of 2 ~ 2"x6" cedar or beach planks
- Complete with Powder Coat Steel pedestals available in a range of colours
- Available in any length up to 10'

**SERIES 1000**





- Seat consists of 1" x 9.5" Hardwood Top
- Complete with Powder Coat Steel pedestals available in a range of colours
- Available in any length up to 12'
- Available in 18" & 24" widths

**SERIES 2000**





- Seat consists of 1" x 9.5" Hardwood Top
- Complete with Aluminum pedestals
- Available in any length up to 12'

**SERIES 3000**


- Seat consists of 1" x 9.5" Hardwood Top
- Complete with Stainless Steel "A" Frame pedestals
- Available in any length up to 12'
- Also available in 12", 15", 18" & 24" widths

**SERIES 4000**




- Seat consists of 2 ~ 2"x6" Cedar or beach planks
- Complete with Stainless Steel "A" Frame pedestals
- Available in any length up to 12'

**SERIES 5000**




- Seat consists of two pieces of 1" or 2" thick x 6" wide solid plastic bench tops
- Complete with Aluminum pedestals

**SERIES 6000**





- Seat consists of two pieces of 1" or 2" thick x 6" wide, Solid Plastic Bench Tops
- Complete with Stainless Steel "A" frame pedestals

**SERIES 7000**




- Seat consists of two pieces of 1" thick x 6" wide Solid Plastic Bench Tops
- Complete with 3/8" heavy duty stainless steel Pedestals

**SERIES 8000**

- Seat consists of 1" x 10" Solid Phenolic Bench Top
- Complete with Stainless Steel "A" Frame pedestals or Aluminum "A" frames pedestals
- Available in 12" wide

**SERIES 9000**

